



Medicare Populations in the North Sound

January 2020

Background

The work of the North Sound Accountable Community of Health (North Sound ACH) and Medicaid Transformation Project focuses on Medicaid-eligible populations. Medicaid is a medical health insurance program funded by both federal and state governments to pay the cost for individuals who have low incomes and/or limited resources.¹ The Medicaid population includes individuals from 0-99+ years of age. While Medicare is the federal health insurance program for people who are 65 years or older, certain younger people with disabilities, or people with permanent kidney failure are also Medicare-eligible.² In certain instances an individual may be enrolled in both Medicare and Medicaid health coverage—these individuals are known as “dual-eligible” enrollees or beneficiaries or simply “the duals”.

Methods

This report provides an overview of Medicare and dual-eligible populations in the North Sound region (Island, San Juan, Skagit, Snohomish, and Whatcom counties). For this report, data were retrieved from the American Community Survey (ACS), the Apple Health Client Dashboard, and the Market Saturation and Utilization Tool from the Center for Medicare and Medicaid Services (CMS).

With origins in the original census mandate from 1790, the ACS is a nationwide survey that collects and produces information on social, economic, housing, and demographic characteristics about our nation's population each year. Data for this report were retrieved from the American Factfinder Tool using data from the 2017 survey, including 5-year population estimates. First released in 2010, the ACS 5-year estimates use 60 months of collected data from across the country to create estimates that are then arranged by zip code, census tract, and county.³

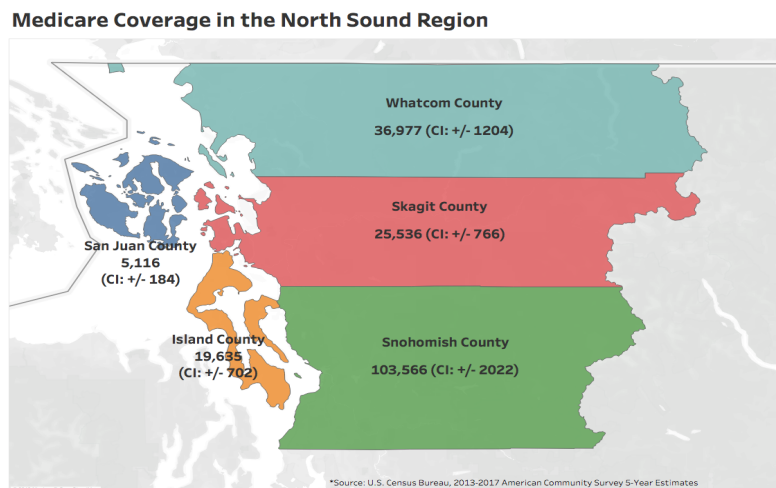
The Market Saturation and Utilization Data analysis methodology and visualization tool was developed to monitor market saturation. The data can be used to reveal the degree to which use of a service is related to the number of providers servicing a geographic region. “The market saturations and utilization analysis is based on paid Medicare Fee-for-Service (FFS) claims data from the CMS Integrated Data Repository (IDR). The IDR contains Medicare FFS claims, beneficiary data, provider data, and plan data.”⁴

Medicare Population

The 2013-2017 ACS 5-Year estimates identified 1,127,750 Medicare beneficiaries in Washington State. Of these beneficiaries, 7,975 (0.71%) are under 19 years of age 149,793 (13.28%) are between 19 and 64 years, and 969,982 (86.01%) are 65 and older.

- In San Juan County, the ACS identified a total of 5,116 Medicare beneficiaries. Of San Juan County beneficiaries, 33 (0.65%) are under 19 years of age 280 (5.47%) are between the ages of 19 and 64 and 4,803 (93.88%) are 65 and older.
- In Island County, the ACS identified a total of 19,635 Medicare beneficiaries. This number includes age groups with Medicare coverage: under 19 years includes 53 (0.27%) beneficiaries; 19-64 years with 1863 (9.49%) beneficiaries; and 65 years and older 17,719 (90.24%).
- In Skagit County, the ACS identified a total of 25,536 Medicare beneficiaries. This number includes age groups with Medicare coverage: under 19 years includes 98 (0.38%) beneficiaries; 19-64 years with 2,933 (11.49%) beneficiaries; and 65 years and older 22,505 (88.13%).
- In Snohomish County, the ACS identified a total of 103,566 Medicare beneficiaries. This number includes age groups with Medicare coverage: under 19 years includes 567 (0.55%) beneficiaries; 19-64 years with 13,398 (12.94%) beneficiaries; and 65 years and older 89,601 (86.52%).
- In Whatcom County, the ACS identified a total of 36,977 Medicare beneficiaries. This number includes age groups with Medicare coverage: under 19 years includes 121 (0.33%) beneficiaries; 19-64 years with 4,698 (12.71%) beneficiaries; and 65 years and older 32,158 (86.97%). (Table 1)

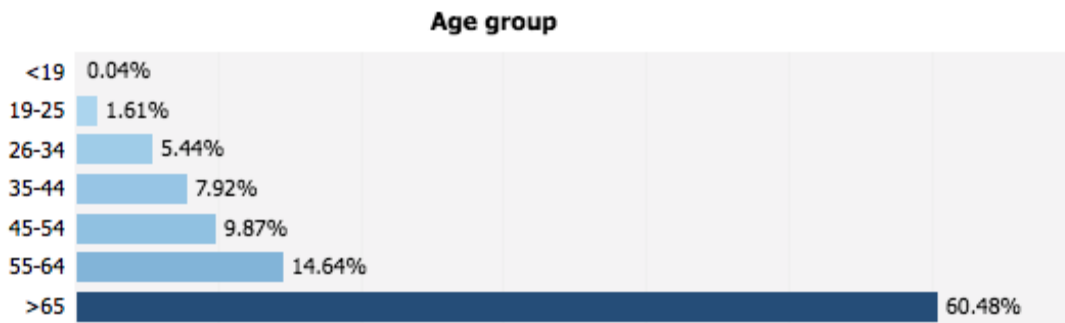
Figure 1: Number of Medicare beneficiaries across the five counties of the North Sound region, American Community Survey, 2013-2017.



Dual Eligible Populations

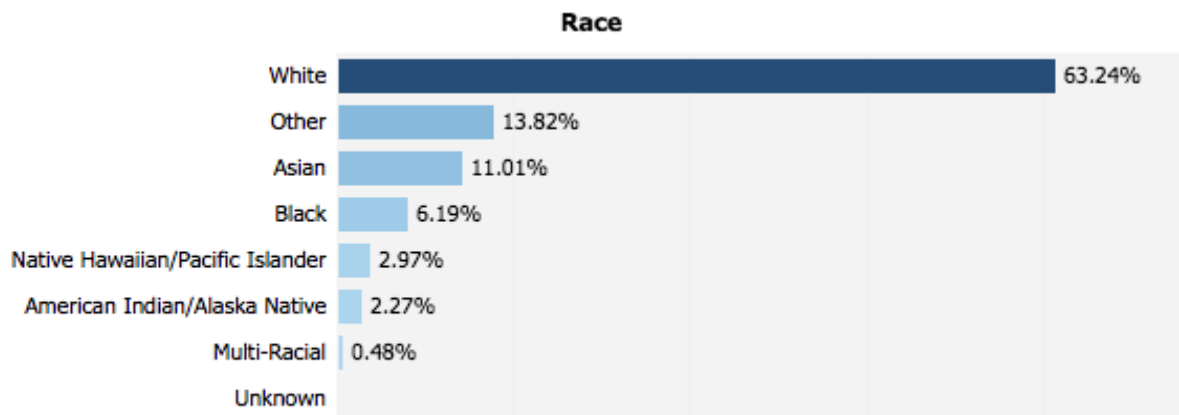
The Washington State Health Care Authority (HCA) identifies 128,722 Medicare dual beneficiaries in Washington State. Of these beneficiaries, 34 (0.04%) are less than 19 years of age, 1,405 (1.7%) are between 19-25 years of age, 5,140 (6.3%) are between 26-34 years of age, 7,783 (9.6%) are between 35-44 years of age, 9,795 (12.0%) are between 45-54 years of age, 18,848 (14.6%) are between 55 and 64 years, and 77,780 (60.5%) are 65 and older. (Figure 2)

Figure 2: Apple Health Medicare dual population for Washington State by Age Group. Apple Health Client Eligibility Dashboard, April 2019



Across the state, Medicaid dual populations are 63.2% (81,440), are White; 13.8% (17,799) are labeled "Other"; 11.0% (14,181) are Asian; 6.2% (7,976) are African American or Black; 2.9% (3,829) are Native Hawaiian/Pacific Islander; 2.27% (2,922) are American Indian/Alaska Native; and 0.5% (620) are Multi-Racial. (Figure 3)

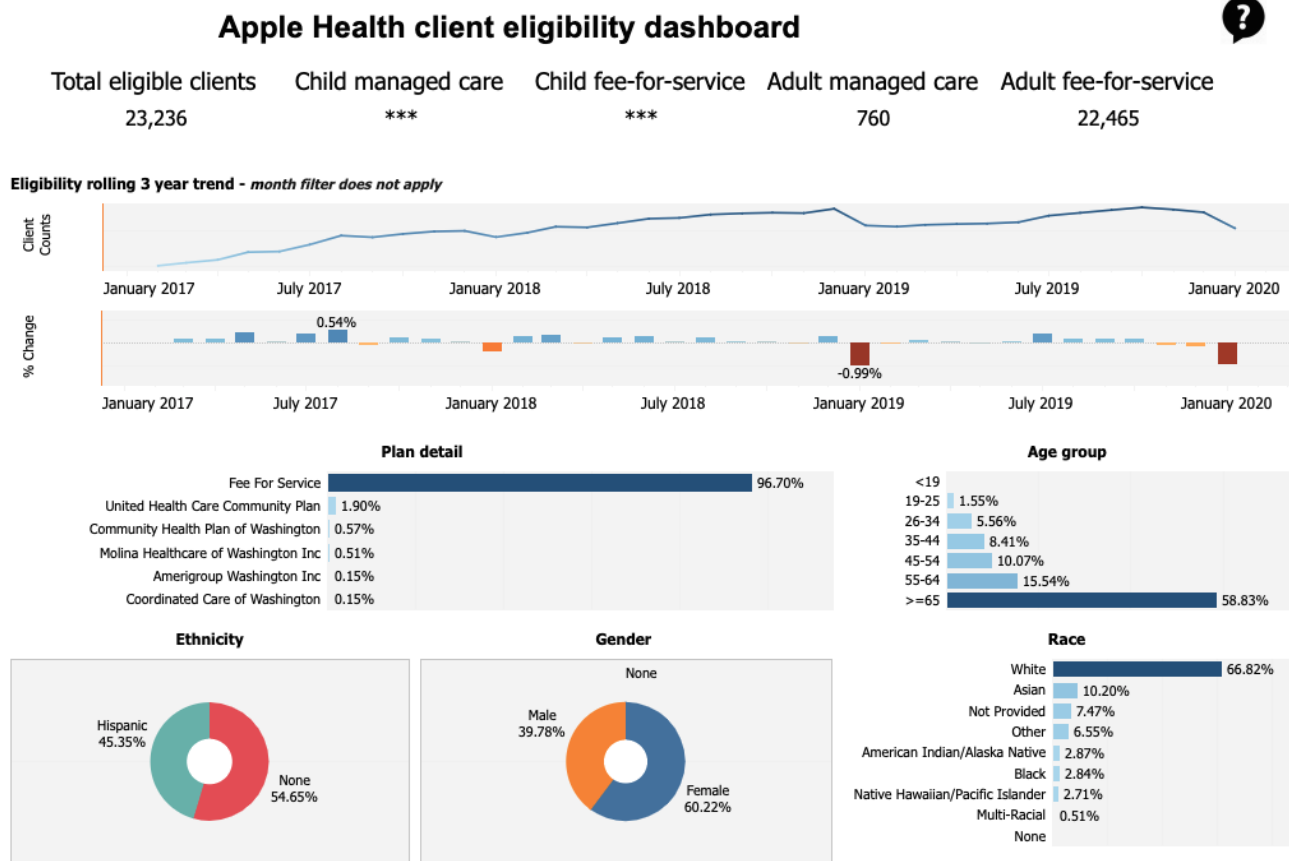
Figure 3: Apple Health Medicare dual population for Washington State by Race. Apple Health Client Eligibility Dashboard, April 2019.



In Island County there are 895 Medicaid dual eligible Apple Health enrollees. The majority of these enrollees, 52.5% (470), are 65 years of age and older and White, 79.9% (715). In San Juan County there are 118 Medicaid dual eligible enrollees the majority are, 68.6% are greater than age 65 years and 88.9% (105) are White. In Skagit County, there are 2,157 dual eligible enrollees, the majority racial group is White at 57.1% and the majority age group is 65 years of age and older at 75.9%. In Snohomish County there are 11,697 dual eligible enrollees, the majority racial group is White at 58.1% and the majority age group is 65 years of age and older at 65.7%. In Whatcom County, there are 3,713 dual eligible enrollees, the majority racial group is White at 75.6% and the majority age group is 65 years of age and older at 56.7%.

In the North Sound there are a total of 18,580 Medicare dual eligible enrollees, a decrease of 1.6% since August 2016. The majority of enrollees, 97.6% (18,123), are enrolled in a Fee For Service Medicaid program (FFS), with only 2.1% (386) enrolled in a managed care plan through the United Health Care Community Plan and the remaining 65 enrolled in other managed care plans. (Figure 4)

Figure 4: Apple Health Client Dashboard for Medicare dual eligible enrollees in the North Sound. Apple Health Client Eligibility Dashboard, January 2017 – January 2020.



Medicare Service Utilization

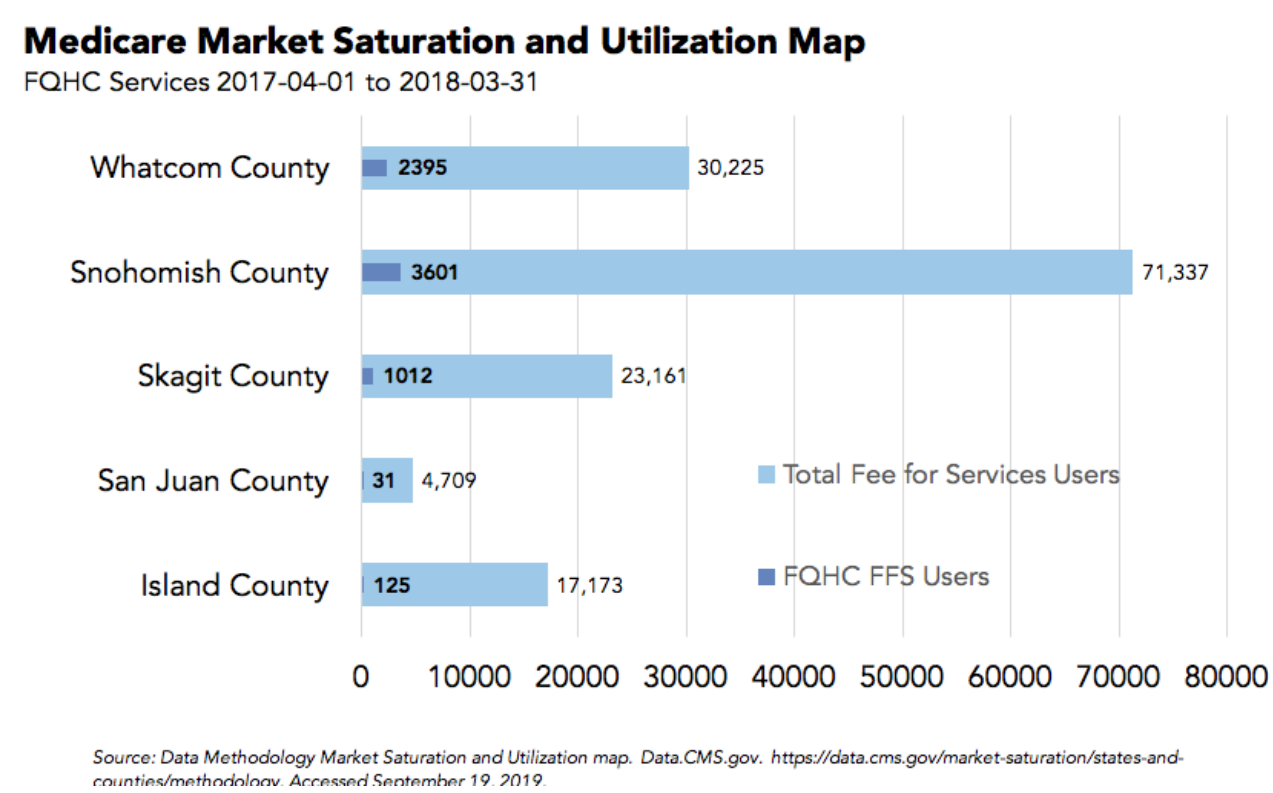
The Market Saturation and Utilization methodology is different from other public use data with respect to determining the number of Medicare beneficiaries who are enrolled in a FFS program. In this analysis, a FFS beneficiary is defined as being enrolled in Part A and/or Part B with a coverage type code equal to "9", FFS coverage, for at least one month of the 12-month reference period.

Federally Qualified Health Center Services

For the reference period April 1, 2017 to March 31, 2018, the Market Saturation Tool identified a total of 146,605 FFS beneficiaries in the North Sound region, 17,173 in Island County, 4,709 in San Juan County, 23,161 in Skagit County, 71,337 in Snohomish County, and 30,225 in Whatcom County. Of those FFS beneficiaries, 7,164 (4.89%) are users of Federally Qualified Health Center (FQHC) services. FQHCs provide community-based primary care, behavioral health, and oral health to all individuals, regardless of ability to pay or insurance status.⁵

The tool also identifies the number of dual-eligible users of FQHC services. In Island County there were 62 dual eligible users of FQHC services, 49.6% of total users of FQHC services in the county. In Skagit County there were 536 dual eligible users of FQHC services, 52.9% of total users of FQHC services in the county. In Snohomish County there were 2,414 dual eligible users of FQHC services, 67.0% of the total users of FQHC services in the county. In Whatcom County there were 1,471 dual eligible users of FQHC services, 61.4% of total FQHC users in the county. (Table 2)

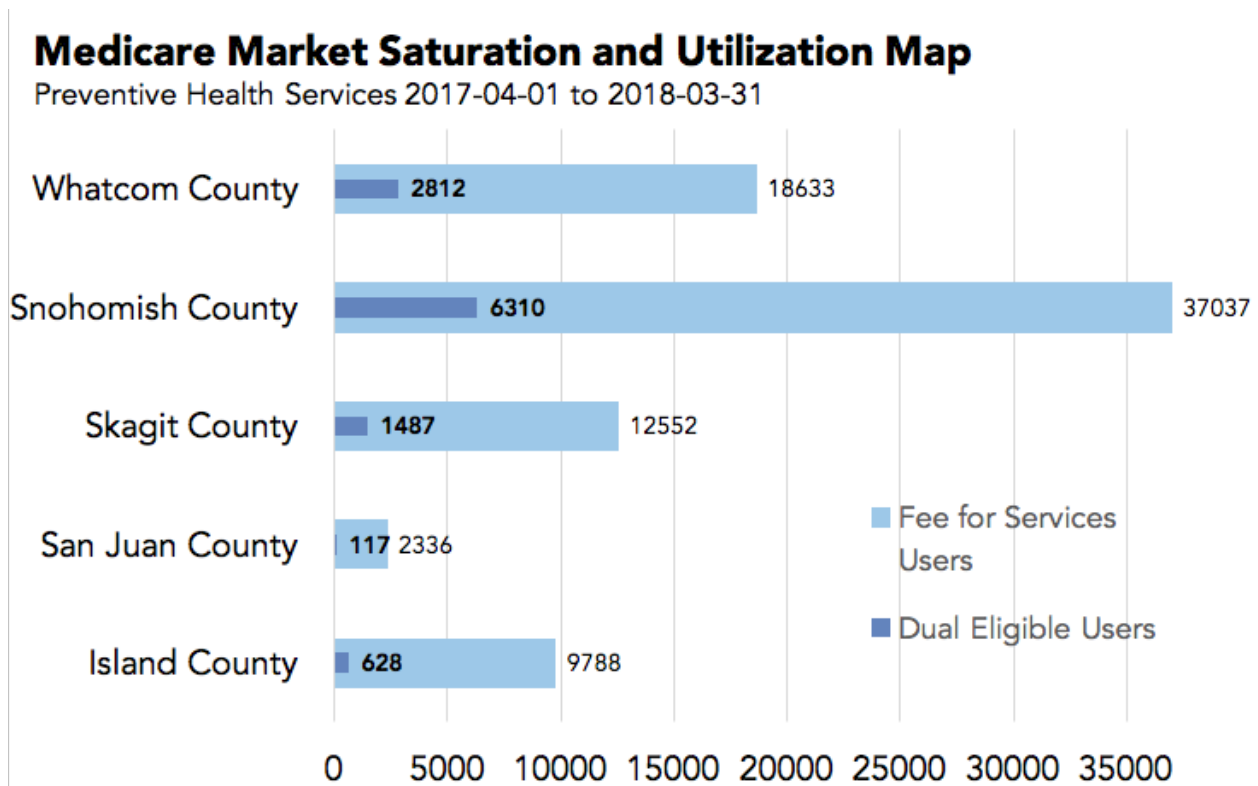
Figure 5: Market Saturation among FFS beneficiaries and Dual eligible enrollees who receive FQHC services in the North Sound region, Market Saturation Utilization. Data.CMS.gov, 2017-2018.



Preventive Health Services

For the reference period April 1, 2017- March 31, 2018, the Market Saturation Tool identified 80,346 FFS users of preventative health services and 11,354 dual-eligible users of preventative health services in the North Sound region. In Island County there were 9,788 FFS users, including 628 dual-eligible users. In San Juan County, there were 2,336 FFS users and 117 dual eligible users of preventative services. In Skagit County, there were 12,552 FFS users and 1,487 dual eligible users for the county. In Snohomish County there were 37,037 FFS users of preventative services, including 6,310 dual eligible users. In Whatcom County, there were 18,633 preventative services users, including 2,812 dual eligible users. (Table 3, Figure 6)

Figure 6: Market Saturation among FFS beneficiaries and Dual eligible enrollees who receive Preventative Health Services in the North Sound Region, Market Saturation Utilization. Data.CMS.gov, 2017-2018.



Source: Data Methodology Market Saturation and Utilization map. Data.CMS.gov. <https://data.cms.gov/market-saturation/states-and-counties/methodology>. Accessed September 19, 2019.

Appendix:

Table 1: Medicare Coverage by Age & Sex: Civilian noninstitutionalized population, American Community Survey 5-Year Estimates, American Community Survey, 2013-2017.

	Washington State		Island County		San Juan County		Skagit County		Snohomish County		Whatcom County	
	Estimate	CI (+/-)	Estimate	CE (+/-)	Estimate	CE (+/-)	Estimate	CE (+/-)	Estimate	CE (+/-)	Estimate	CE (+/-)
Total:	7,063,032	1,275	74,912	418	16,171	60	120,489	225	762,452	668	211,156	234
Male:	3,500,579	1,587	35,906	386	7,797	43	59,420	151	379,824	580	104,349	218
Under 19 years:	871,689	1,196	8,172	204	1,217	41	14,483	145	95,847	322	23,711	254
With Medicare coverage	4,233	475	15	24	11	12	96	79	347	113	44	39
No Medicare coverage	867,456	1,266	8,157	202	1,206	46	14,387	160	95,500	340	23,667	255
19 to 64 years:	2,167,513	1,635	19,237	391	4,183	31	34,280	193	242,273	649	65,093	282
With Medicare coverage	72,895	2,023	909	207	113	30	1,286	206	6,296	631	2,407	364
No Medicare coverage	2,094,618	2,464	18,328	393	4,070	38	32,994	296	235,977	871	62,686	505
65 years and over:	461,377	461	8,497	101	2,397	25	10,657	88	41,704	144	15,545	117
With Medicare coverage	440,946	949	8,329	129	2,350	29	10,298	112	39,828	309	14,913	173
No Medicare coverage	20,431	809	168	70	47	19	359	93	1,876	272	632	140
Female:	3,562,453	1,150	39,006	263	8,374	58	61,069	137	382,628	297	106,807	178
Under 19 years:	832,618	1,244	7,707	154	1,191	38	14,086	142	90,692	344	22,445	221
With Medicare coverage	3,742	464	38	52	22	23	2	4	220	97	77	57
No Medicare coverage	828,876	1,298	7,669	165	1,169	36	14,084	142	90,472	358	22,368	219
19 to 64 years:	2,182,322	1,485	21,752	212	4,666	37	34,776	157	240,365	436	66,613	225
With Medicare coverage	76,898	1,906	954	199	167	38	1,647	253	7,102	561	2,291	351
No Medicare coverage	2,105,424	2,465	20,798	296	4,499	46	33,129	292	233,263	692	64,322	441
65 years and over:	547,513	595	9,547	69	2,517	50	12,207	86	51,571	218	17,749	141
With Medicare coverage	529,036	1,053	9,390	91	2,453	52	11,956	112	49,773	311	17,245	220

No Medicare coverage	18,477	1,008	157	70	64	28	251	71	1,798	271	504	179
Source: U.S. Census Bureau, 2013-2017 American Community Survey 5-Year Estimates												

Table 2: Market Saturation among FFS beneficiaries and Dual eligible enrollees who receive FQHC services in the North Sound region, Methodology Market Saturation and Utilization Tool, 2018.

County	Number of Fee-for-Service Beneficiaries	Number of Providers	Average Number of Users per Provider	Percentage of Users out of FFS Beneficiaries	Number of Users	Number of Dual Eligible Users	Percentage of Dual Eligible Users out of Total Users
Island	17173.0	1.0	125.0	0.7	125.0	62.0	0.5
San Juan	4709.0	0.0	-	0.7	31.0	-	-
Skagit	23161.0	4.0	253.0	4.4	1012.0	536.0	0.5
Snohomish	71337.0	25.0	144.0	5.1	3601.0	2414.0	0.7
Whatcom	30225.0	8.0	299.4	7.9	2395.0	1471.0	0.6
Total	146605.0	38.0	-	-	7164.0	4483.0	-

Table 3: Market Saturation among FFS beneficiaries and Dual eligible enrollees who receive Preventative Health services in the North Sound region., Methodology Market Saturation and Utilization Tool, 2018.

County	Number of Fee-for-Service Beneficiaries	Number of Providers	Average Number of Users per Provider	Percentage of Users out of FFS Beneficiaries	Number of Users	Average Number of Providers per County	Number of Dual Eligible Users	Percentage of Dual Eligible Users out of Total Users
Island	17173.0	154.0	63.6	57.0	9788.0	154.0	628.0	0.1
San Juan	4709.0	42.0	55.6	49.6	2336.0	42.0	117.0	0.1
Skagit	23161.0	172.0	73.0	54.2	12552.0	172.0	1487.0	0.1
Snohomish	71337.0	821.0	45.1	51.9	37037.0	821.0	6310.0	0.2
Whatcom	30225.0	230.0	81.0	61.7	18633.0	230.0	2812.0	0.2
Total		1419.0			80346.0		11354.0	

Works Cited

1. Medicare Learning Network. *DUAL ELIGIBLE BENEFICIARIES UNDER MEDICARE AND MEDICAID*. Center for Medicare and Medicaid Services; 2018. https://www.cms.gov/Outreach-and-Education/Medicare-Learning-Network-MLN/MLNProducts/downloads/Medicare_Beneficiaries_Dual_Eligibles_At_a_Glance.pdf. Accessed September 19, 2019.
2. What's Medicare? Medicare. <https://www.medicare.gov/what-medicare-covers/your-medicare-coverage-choices/whats-medicare>. Accessed September 19, 2019.
3. American Community Survey Information Guide. https://www.census.gov/content/dam/Census/programs-surveys/acs/about/ACS_Information_Guide.pdf. Accessed September 19, 2019.
4. Data Methodology Market Saturation and Utilization map. Data.CMS.gov. <https://data.cms.gov/market-saturation/states-and-counties/methodology>. Accessed September 19, 2019.
5. Shi L, Lebrun LA, Tsai J. Assessing the Impact of the Health Center Growth Initiative on Health Center Patients. *Public Health Reports*. 2010;125(2):258-266. <https://journals.sagepub.com/doi/10.1177/003335491012500215>